

# Allen County HamNews

Fort Wayne Radio Club Fort Wayne DX Association

Allen County Amateur Radio Technical Society

August 2022

Volume 23

Issue 8

## In this edition:

### From the Editor

Page 2

### ARES Operations and Safety

Page 3

### Tailgate Hamfest

Page 4

### Carole's Corner

Page 5

### Moving a Moose

Page 7

### ACARTS Presi- dent's Message

Page 9

### A Yagi Design from An Old Magazine

Page 10

### SDR Software in Action

Page 12

### Foxhunt

### Announcement

Page 13

### July DX in

### Plentiful!

Page 14

### Contest Calender

Page 17

### And much more!

ALLEN COUNTY

# HAMNEWS

Three clubs, one great hobby

August 2022

# 19

*Annual Tailgate  
Hamfest*

**A Yagi Design from  
An Old Magazine**

*July DX is hot*

**ISS FM REPEATER**

*Simply out of this world*

*Allen County HamNews*

## Hamming It Up With the Editor

This month I would like to welcome Brian, AC9XU as a columnist for the HamNews. Brian serves as an assistant EC for Allen County ARES. Look for monthly ARES information in upcoming editions.

### DX is hot!

July was a hot month for DX on HF. One of the operating highlights for me for July was a 10 minute SSB contact with David, 4X6FX in Jerusalem, Israel. David was very interested in the Fort Wayne area and wanted to know about our community and three rivers. Ken, N8KR also discusses DX in his column this month.

### Operating from a submarine

I visited the radio room onboard the USS Cod, a World War II Gato-class submarine in Cleveland, and operated as W8COD on the afternoon of July 8. If you

have not visited this museum ship, it makes for a fun and educational day trip from Fort Wayne.



### Wrapping Up

Don't miss the tailgate hamfest this month! Have a safe month of August.

73,

*Josh, W9HT*

# August

## ALLEN COUNTY HAMNEWS

HamNews is a monthly, joint publication of the Fort Wayne Radio Club, the Allen County Amateur Radio Technical Society, and the Fort Wayne DX Association.

Articles are written by members and friends of the three clubs. New submissions for HamNews are always welcome. Please send your information to the editor within two days of the end of the month for inclusion in the next edition.

HamNews Editor  
Josh Long, W9HT  
drjoshlong (at) gmail.com



## ARES Operations and Safety

By Brian Kibiger, AC9XU, AEC

Personal safety is an absolute must for ARES operation. Every time an ARES volunteer prepares, operates, and returns home from service must be done in a safe manner. Personal safety is a choice and responsibility of the operator. Therefore, safety must be taken seriously and with intention. Additionally, how an ARES volunteer safely operates and prepares sends a clear message of capability and competency to those served.

### Definition

Safety - The condition of being safe. Freedom from danger, risk, or injury

### Key Development Points

1. Condition of being – “Being” or better said “to be” safe is very much an action step (choice) taken by the ARES volunteer. This idea of “to be” suggests, when combined with safety, that safe practices are always happening. Staying safe in the moment, situationally aware of surroundings and acting in a manner that returns the volunteer home just as they left should always be the first choice of the ARES volunteer. This requires ARES volunteers to think, be, and do safety. With this mindset the ARES volunteer can make the required adjustments to be free from danger, risk and injury. “Safety is a choice.”

2. ARES – In the ARES manual section 3.2, ARES members are reminded “The safety of ARES members is a prime concern.” Leadership, managers, and individual operators must have the attitude of safety first. How the ARES volunteer deploys equipment, interacts with the public, and represents those served can be indicators of the level the ARES professionalism. Safe actions not only represent the individual but the ARES organization as a whole. “Safety is a choice.”

3. SKYWARN / NWS– SKYWARN and the National Weather Service provide significant training on how to be safe while monitoring the weather for the National Weather Service. It is highly recommended that all volunteers attend the training and refresher courses often to keep best practices in mind. Getting close enough to see the event, while being safe doing so is the primary concern. Too close and the volunteer may become involved in the weather event in a way not originally intended. “Safety is a choice.”

4. Preparedness – Radio operators can plan and practice ahead of time. Everyone can take the time to deploy equipment, learn about proper traffic hazards, and develop the skills to identify hazards now. SKYWARN, ARES, NWS, and other organizations have developed training to prepare for less-than-ideal situations. Taking the time to practice and study safe operations often offers the ARES volunteer the best opportunity to operate safely, because... “Safety is a choice.”

5. What to do if an unsafe situation is encountered:

- Stop – Stop the activity

- Step Back – Investigate the root cause
- Contact – Contact net control
- Recall – Refer to training and practice
- Etc. - As needed

### Summary

Safety cannot be summarized in just one page. Each individual must take the time to prepare and practice safe procedures, while developing a mindset that is set on safety. Each individual must stop and communicate to others when a situation/practice is not safe. The time is now to change or refresh our mindset into “being” safe, realizing that safety is an ongoing lifestyle that adapts to change often. Remember, “Safety is a choice.”

### Sources

<https://www.bing.com/search?q=define+freedom&form=WNSGPH&q=DA&cvid=79057f259cf84bcbab57a780eba62d4b&pq=define+freedom&cc=US&setlang=enUS&PC=LCTS&nclid=9752DB3CE472AB7741BB227188D977A5&ts=1655820040784&wsso=Moderate>

<https://www.bing.com/search?q=define+safety&form=WNSGPH&q=DA&cvid=6c98439eefcf2450f9f9676d7e86e6f82&pq=define+safety&cc=US&setlang=enUS&PC=LCTS&nclid=9752DB3CE472AB7741BB227188D977A5&ts=1655817704296&wsso=Moderate>





# TAILGATE HAMEEST 2022

Friday, August 19, PFW Campus,  
2nd floor of Parking Garage 3

- Out of the weather, and no pesky bees!
- Starts 7:00pm, setup begins at 6:30pm
- Free Admission. Everyone is invited to come.
- The FWRC will donate \$100.00 to the PFW Science Fair project for the use of the garage.

**Lots of deals, fun, and no bees!**

# Hamsplatter

Fort Wayne Radio Club P.O. Box 15127, Fort Wayne, IN

## From the FWRC President: Carole's Corner



Hello everyone. July is almost over and August on the horizon. Our meeting/presentation last month was a real winner. Just saying "THANK YOU" to the following gentlemen, Chris Roberts, Art Saltzburg, Rick Hughes, and especially Ron Gregory, W9RGM, seems too little a gesture. Ron did so much work organizing the event, and preparing the audios, videos and photos, and the WOWO memorabilia that were presented, that it was an effort above and beyond. Thank you, gentlemen!

No program for August because that's the night of our Tailgate Hamfest held on the 2<sup>nd</sup> floor of Parking Garage #3 on the PU campus. I'm attempting to induce Carlos Felix Ortiz, KD9OLN to return in September and provide another program featuring his unique operating method in ham radio, i.e., having QSO's, while in the processes of skydiving.

The Allen County Safety Fair will occur on September 24<sup>th</sup> at the Ft. Wayne Safety Academy. The FWRC has participated in this event in past years, and will participate again in the 2022. It is again an opportunity to demonstrate and educate the general public about ham radio and we encourage all club members to participate in the endeavor.

The election of club officers for 2023 will occur during the October meeting, and nominations will open during the September meeting. As I have announced previously, and am repeating again, I am not running for President for 2023, so everyone start thinking about who will lead this wonderful club for the next year. With the support provided by the other club officers and members of the Board, the task of President has been relatively easy. I have thoroughly enjoyed the past three years, but this old gal needs a rest.

Be safe and healthy,

*Carole, WB9RUS*

## FWRC Officers 2022

### President

Carole Burke, WB9RUS  
(260) 637-1989  
wb9rus(at)comcast.net

### Vice President

Paul Prestia, KA3OPZ  
(260) 485-9632  
phixer(at)gmail.com

### Secretary

Al Burke, WB9SSE  
(260) 637-1989  
aburke55(at)comcast.net

### Treasurer

Bob Streeter, W8ST

### Communications Manager

Charles Ward, KC9MUT  
(260) 749-4824  
kc9mut(at)yahoo.com

### Directors

Steve Nardin, W9SAN  
(260) 482-4039  
w9san(at)arrl.net

Clark Derbyshire, KG9FM  
(260) 615-1762  
cderbyshire(at)comcast.net

Terry Bowman, K9FMX  
(260) 705-7128  
tjb Bowman(at)frontier.com

Larry Temenoff, KB9OS

**Newsletter Editor**  
Josh Long, W9HT

## FWRC Activities for 2022

Foxhunts	Board Meetings	Club Meetings
8/7/2022	8/9/2022	8/19/2022
9/18/2022	9/6/2022	9/16/2022
10/2/2022	10/11/2022	10/21/2022
11/6/2022	11/8/2022	11/18/2022
--	11/29/2022	12/9/2022



## FORT WAYNE RADIO CLUB MEETING MINUTES

15 July 2022

The July meeting of the Ft. Wayne Radio Club was held at the Good Shepherd United Methodist Church (GSUMC) on 15 July, 2022.

President Carole Burke, (WB9RUS) welcomed all attendees (about 65) and led them in the pledge of allegiance.

Carole announced that we would for-go the usual business meeting tonight in lieu of the special program that had been lined up for July. She then introduced our four special guests for the night, Ron Gregory, (W9RGM), Chris Roberts, (WB9WXL), Art Salzburg and Rick Hughes.

These four radio station WOWO personalities provided the club presentation for July by recounting many stories of the goings-on of numerous WOWO personalities to the delight of the audience attending the club meeting. It was a thoroughly enjoyable presentation which lasted until about 8:30 pm.

Tom Rupp (KU8T) captured the entire presentation on video and posted it on You Tube. You can get to the video by clicking on:

["https://gmrepair1.wixsite.com/mobile"](https://gmrepair1.wixsite.com/mobile)

And then clicking on:


"FWRC WOWO Presentation on 7/15/2022"

The meeting adjourned about 8:30pm.

Respectfully submitted,

*Al Burke, WB9SSE*

Secretary, Fort Wayne Radio Club





## MOVING A MOOSE

Recently the FWRC was the recipient of a 72' four section nested crank up tower (essentially a US Towers type TX-472 Self-Supporting Crank Up). It was on the ground in south Ft. Wayne off Bluffton Rd (near Bobick's Golf) and needed to be removed as the property was up for sale. Several club members made initial plans to haul the structure onto a trailer using block and tackle, a come-along and other paraphernalia. Since the tower weighs around 1,000 pounds (we refer to it as "the Moose") it initially appeared that it would be a daunting task, but then Clark Derbyshire stepped up and volunteered to take on the task.

As plans evolved we intended to move the tower from the Bluffton Rd. site out to our Robison Park repeater site on Saturday morning, the 24<sup>th</sup> of July. Of course Mother Nature decided to stroll through Ft. Wayne Saturday morning with monsoon rains and hence the move had to be re-scheduled to Saturday afternoon.

Turns out that Clark has experience in moving big, heavy things and moreover, he son and grandson are in that business. So they showed up to the party with a Caterpillar Tractor TH255C Telehandler which is sort of a fork lift truck on steroids, and a 26' trailer.



This made removal of the tower and placement on the trailer duck soup.

Given the rainstorm delay and scheduling issues the tower was dropped off at Clark's son's house for transport out to Robison Park at a later date.

In addition to the tower, we also picked up the components necessary to make the tower into a tilt-over unit. This is some heavy duty hardware and we intend to sell it with the tower.



In addition we collected what appears to be the bits and pieces of a full size 40 meter Cushcraft Yagi. It may be a Cushcraft XM-240. We need to sort through the bits and pieces to figure out what we have.



Stay tuned as we assess what we have in the tower and antenna and post them for sale.


*Al Burke, WB9SSE*

*Steve Nardin, W9SAN*



OUT OF  
**THIS  
WORLD**

# ISS FM REPEATER



**UPLINK: 145.99 MHz, 67 HZ TONE**  
**DOWNLINK: 437.8 MHz**



# State of the Arts

Allen County Amateur Radio Technical Society

P.O. Box 10342, Fort Wayne, IN



Hello everyone!

I hope everyone had a great July 4 and still have all their digits accounted for. July was our month off from meetings, so nothing new to report. We still have the Secretary position open on the ACARTS board. If anyone is interested in being a part of our board, please email me at w9tsb (at) outlook.com.

Our August general meet will have Carlos KD9OLN for a Q&A about his unique mobile operations. This will be a virtual meeting on Skype, and the link will be posted on the ACARTS website at:

[www.acarts.com](http://www.acarts.com).

Thank you all!

73,

*Chris McCullough, W9TSB*

## ACARTS Officers 2022

### President

Chris McCullough W9TSB  
260-312-2750  
kd9lrw(at)gmail.com

### Vice President

Jim Boyer KB9IH  
260-489-6700  
kb9ih(at)arrl.net

### Secretary (open)

### Treasurer

Howard Pletcher N9ADS  
260-747-5252  
n9ads(at)arrl.net

### Station Manager

Jim Sampiere KD9NPL  
260-999-8132  
Kd9npl(at)gmail.com

### Fundraising Manager

Fred Gengnagel KC9EZP  
260-704-7801  
kc9ezp(at)gmail.com

### Directors at Large


Bob Erb N9PWM  
260-466-7772  
roberterb(at)hotmail.com

Steve Shannon K9SKS  
260-704-5353  
k9sks(at)aol.com

Dan Dahms N9NWH  
260-503-4163  
n9nwh(at)arrl.net

### W9INX Trustee

Dave Lindquist W9LKH  
260-485-6135  
w9lkh(at)comcast.net



## A Yagi Design from An Old Magazine

By Carl Luetzelschwab, K9LA

One of the committees that I am on with the ARRL is the Historical Committee (sometimes affectionately known as the Hysterical Committee). Our purpose is to create a virtual museum on the ARRL website telling the history of the ARRL and a history of Amateur Radio. This is a major work in progress.

I was appointed to this committee by ARRL President Rick Roderick, K5UR, because of my intense interest in vintage equipment. We have about a dozen members, many with an excellent history of specific manufacturers (like Collins and Heathkit). There's a lot more than just manufacturers, but it is an important part.

Another part of the history of Amateur Radio is websites that have scanned issues of long-ago magazines. Some magazine examples are Popular Electronics, Electronics Illustrated, 73 Magazine, Radio/TV Experimenter and many, many others. One website that I've mentioned before in this column is <https://worldradiohistory.com/>. There are magazines there that I've never even heard of.

Several months ago I found an-

other website. It has one of my favorite – Ham Radio Magazine. Visit [https://ia903006.us.archive.org/12/items/hamradiomag/ham\\_radio\\_magazine/](https://ia903006.us.archive.org/12/items/hamradiomag/ham_radio_magazine/). Ham Radio was published from 1968 to 1990. While browsing the issues, I came across an interesting antenna article in the March 1968 issue titled 'A Big Beam for Ten Meters' by VE1TG. With Cycle 25 in its ascent and 10m coming to life again, I think this may be a relevant article even though it's 54 years old.

The design is for a 7-element 10m Yagi on a 30-foot boom, and it uses a motor-driven capacitor in the gamma match to adjust for minimum SWR depending on where you are in the band. The design is well before computer-aided design software was available. As a result, the design was based on simple formulas like "reflector length = 501 over frequency in MHz". This may not adequately address tubing diameters, element-to-boom mounting technique

(which is very important as you move up in frequency) and element spacings. Thus I modeled this 7-element Yagi in 4nec2 (by Arie Voors) to see what it does.

Figure 1 shows the overall design of the antenna (reflector, driven element and five directors). Table 1 shows several relevant parameters of this design. Two other antennas are included in the table: a 4-element Yagi (a Cushcraft 10-4CD, consisting of a reflector, a driven element and two directors) and a 5-element dual-drive Yagi (a KLM 28-30-5, consisting of a reflector, two driven elements and two directors).

If you just want maximum gain, the 7-element design is the way to go. But there are two issues with this 7-element antenna that may affect your decision – the extra boom length to gain 1.5-2.0 dB more gain than the smaller Yagis and the SWR bandwidth from 28.0 to 28.8 MHz. As for the second issue, the impedance results from the model make it obvious to me why the

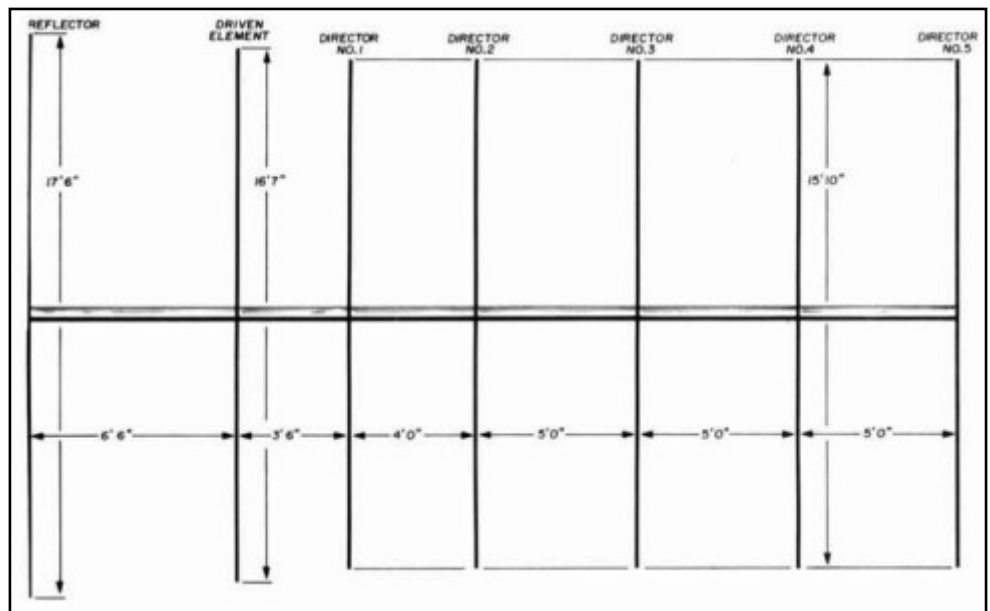


Figure 1



author remotely tuned the gamma match capacitor.

It's interesting to compare the 7-element design to Figure 2.12 in Yagi Antenna Design by Lawson, W2PV (ARRL, 1986). For maximum gain, a 7-elements design should be on a 48-foot boom, and it would have about 1 dB more gain than the 7-element design in Ham Radio. I think giving up 1 dB of gain for the shorter 30-foot boom is an acceptable compromise (unless you're a very competitive contester and DXer).



antenna	number of elements	boom length in feet	gain in dBi at 28.4 MHz at 50 feet over avg gnd	front-to-back in dB
Ham Radio 7-element (1968)	7	30	16.4	15
Cushcraft 10-4CD	4	16	14.3	17
KLM 5-element dual-drive	5	20	14.8	15

Lastly, I think the 4-element Yagi and the 5-element Yagi in the Table 1 would give the 7-element Yagi a run for its money. The 4-element Yagi and the 5-element Yagi have more manageable boom lengths, have greater SWR bandwidths without resorting to remote tuning and have greater front-to-back ratios over a greater bandwidth. In other words, we've come a long way from seat-of-the-pants designs to designs optimized by computers.



# ARRL

The national association for  
**AMATEUR RADIO®**

## LIFE IS SIMPLE





## **SDR Software in Action**

For the last several decades, companies have been experimenting with the concept of the “SDR” – Software Defined Radio, utilizing software to accomplish rf designs that ordinarily would use hundreds or even thousands of traditional discrete components. By now, SDR receivers have reached a level of performance and size unparalleled in design history. I was fortunate enough to be able to experiment with just such an SDR this summer, as part of a summer research project I was doing with some biology professors at PFW. As part of the research project, I used several kinds of software together with a small SDR to receive (and even record) signals from a small beacon transmitter. This month’s article will describe some of the functionality of that software and look at a few of its many features.

## **The “thumb drive” SDR – the rtl-sdr**

The research project I have been doing centers on receiving wildlife telemetry signals via either an SDR or a commercially-built receiver designed for wildlife telemetry signal reception. The SDR route is very attractive to researchers because of its low cost. In the case of the SDR built by the rtl-sdr.com group, the current cost of a small SDR is just under \$30. Quite a bargain considering its functionality! The SDR is about the size of a small thumb drive, with frequency coverage stretching from hf frequencies all the way up to the Gigahertz range (according to the rtl-sdr.com website). Like most SDR radios, computer software is required to control the receiver, so let’s look at some of those pieces of software.

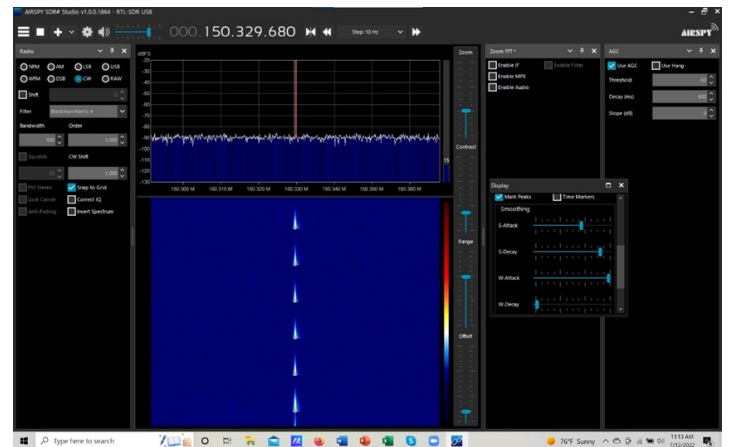
## **SDR software for the rtl-sdr**

On the rtl-sdr.com website is a list of over a dozen software packages that work with the rtl-sdr. Most of these software packages are free, so the only real decision in terms of software is what type of computer system are you using, and what kind of features would you prefer for your SDR experience. For my research project, I used two

different software packages, GQRX and SDR#.

GQRX is a free program designed by Danish radio amateur Alexander Csete, OZ9AEC. The program works for either Mac or Linux OS, and it’s one of the simpler programs to use with SDRs. Probably one of the best or perhaps most useful features of GQRX is its ability to record. If one is receiving a particular station and wishes to record that station, there is a simple control embedded in the GQRX software to accomplish such a desire. The files are recorded in a .wav file format, so resolution within the files is going to be quite acceptable. The .wav files can then be emailed and played back, using free software like Audacity.

SDR# doesn’t have (or at least I am not yet aware of it) a feature for easily recording signals. Information online suggests that there are external pieces of software called “plugins” which can be downloaded and installed within SDR# that give it the ability to record, but I couldn’t easily find such a plugin from a reliable source. I’ll report back if I find such a plugin and can figure out how to implement it. SDR# was designed for the Airtspy SDR, but it also supports the cheaper rtl-sdr.



*Figure 1 – SDR# receiving a wildlife telemetry beacon signal at close range.*

SDR#’s best feature is its sheer versatility in an easy to understand, easy to control package. Changing frequencies is painless, with a large frequency readout at the top of the screen (Figure 1) and a visually appealing waterfall display. Frequently used controls are easily accessible on the top-left of the screen, such as mode and filter selection. Frequency can be readily adjusted by clicking on the numbers of the frequency.



In Figure 1, we can see a screenshot of SDR# in use receiving a beacon transmitter's signal, with a small slim-jim jpole serving as the antenna. The beacon's signal was a repeated transmission at timed, regular intervals, with a power level in the milliwatt region. Notice the repeated yellow "dots" in the middle of the waterfall. These are the beacon's transmissions. Admittedly, the range between the receiving antenna and the transmitting beacon was quite close, probably no more than 40 or 50 yards, so let's look at something with a bit more distance.

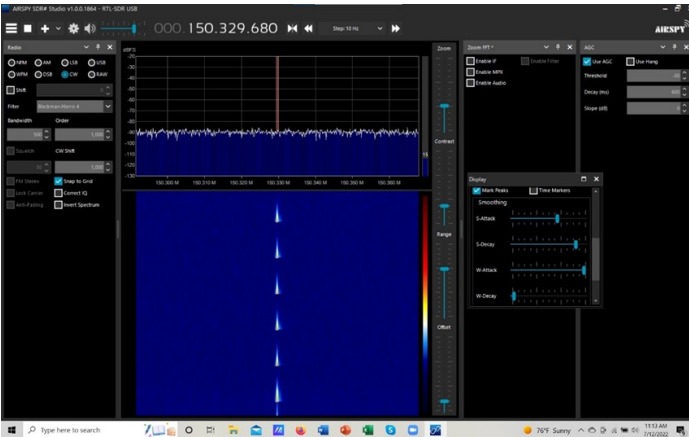


Figure 2 – SDR# receiving a wildlife telemetry beacon signal from approximately 1 kilometer away.

Figure 2 gives us a detailed view of that same beacon's signal being received, this time utilizing a small 3-element yagi. Notice the repeated, semi-yellow "blips" being shown on the waterfall display. Again, this is the beacon transmitter's signal, but due to the distance between the transmitting beacon and the receiving site, the signal is much fainter. To even receive this signal, several controls had to be adjusted.

Firstly, SDR# includes a variable RF gain control accessible by a small menu located on the top left of the screen. Gain can be increased all the way to approximately 45 dB or so – quite a bit of gain for just a \$30 receiver! But the software still has another trick up its sleeve. Look on the right side of the waterfall display of Figure 2. Notice that there are several slider controls that can be adjusted, including "zoom", "contrast", etc. The "Zoom" control allows the user to zoom in on a particular slice of spectrum, narrowing the amount of spectrum seen at any one time. During my experiments, I discovered that by zooming in on a particular signal, the signal would become more visible, with the repeated signal becoming more "yellow". If the zoom control is used in con-

junction with the rf gain control, signals can be made to stand or pop out of the noise, allowing for visual identification of signals.

SDR technology has really advanced these past couple of years, but to have such a minute level of control over the characteristics of a receiver is truly dumbfounding. With technology like this, receiving and even recording signals is as easy as falling off a log, and less painful too!

*73 de Jim ac9ez*

**STAY TUNED  
TO LOCAL  
NETS AND  
REPEATERS  
FOR DETAILS  
ON THE NEXT  
FOXHUNT TO  
BE HELD ON  
AUGUST 7TH.**

# July DX in Plentiful!

Cycle 25 is still in its infancy but showing good signs that the doldrums of the past cycle are history and better days are now here! Approximately every 11 years, the number of sunspots on the sun reaches its maximum and ham radio *really* comes to life with great world-wide propagation. Forecasters predict a continued increase in sunspots into 2025 giving us great opportunities to work DX in the coming months and years. I was first licensed during cycle 21 and quickly discovered how easy it was to work DX with my meager dipoles and Tempo One. I remember borrowing a Ten-Tec Argonaut, a 5 watt qrp radio, for a fishing trip on the other side of the state (Wisconsin). With a cb antenna on the roof of the camper and a microphone in hand, I occupied the 3 hour

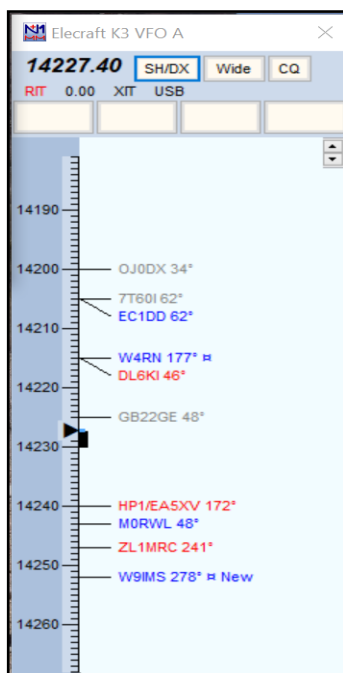
trip by working DX on 10 meters. Those 10 meter days are not quite here yet during this new cycle but it won't be long before those conditions return. In the meantime, conditions have greatly improved on 20 and 15 meters. Surprisingly, 20 meters at night has been exceptional for working DX, especially into Europe. While I focus my radio time primarily on CW, I do venture into the phone bands from time to time. Last night (Monday-7/25) the 20 meter phone band was solid with DX stations calling CQ. Beginning around 7:30 (2330utc) and going well after midnight, there were a variety of DX stations to work. In a matter of a half hour, I worked Malawi, Market Reef, Senegal, Spain, Hungary, and Switzerland. The 3 European stations were done with 50 watts! So far this month, I've worked over 65 different countries in non contest environments and found some re-

al gems: Saudi Arabia, Qatar, China, Korea, Indonesia, Kuwait, Algeria, Kenya, Zambia, Philippines, Macedonia, Gabon, Iceland . . .

DX spotting networks are very helpful in locating stations to work. I have an app called *DX Spots* that I have on my phone and iPad. I can check for DX without having to be in the shack! A great website for DX spotting is *dxwatch.com*. It will show you spotted DX stations along with the spotter. Since it shows all spots, I filter out the spots to show only those spotted (heard) in North America. Dxwatch requires you to log in to set up filters, but it's a free site and simple to use. If you happen to use Ham Radio Deluxe or N1MM, you can always use Telnet for dxcluster. I connect to the K8AZ node.

73 and good DX!

*de N8KR*



The screenshot seen on the left is called a *band map* and is a function of the N1MM logger. Once I connect to dxcluster (telnet) every time a spot is posted, the computer places it in the *band map*. You can readily see the dx location. I can click on any of the call signs listed and my radio will automatically go to that particular frequency. This screenshot was taken on Wednesday, July 27 at 8:30pm.

Callsigns that appear gray are stations that I already have in my log, the blue and red ones are stations I haven't worked.

**OJ0DX = Market Reef**

**7T60I = Algeria**

**EC1DD = Spain**

**W4RN = USA**

**DL6KI = Germany**

**GB22GE = England**

**HP1/EA5XV = Panama**

**M0RWL = England**

**ZL1MRC – New Zealand**

**W9IMS - USA**



# 50<sup>th</sup> FORT WAYNE HAMFEST & Computer Expo



## ARRL Forum - Saturday 10:00 AM

**Carl Luetzelschwab K9LA**

ARRL Central Division Director

**Brent Walls N9BA**

ARRL Central Division Vice – Director

**James Merry Jr. KC9RPX**

ARRL Indiana Section Manager

**Jim Moehring KB9WWM**

ARRL Indiana Section Emergency  
Coordinator

# November 19 & 20 2022

**SAT 9 AM to 4 PM**

**SUN 9 AM to 2 PM**

**Admission: \$8 Sat &  
Sun**

**\$4 Sun only**

**Children under 12 free  
(with adult)**

**Ham Radio License Testing All Classes (\$14)**  
9 AM till 12 PM Saturday

**WAS & DXCC Card Checking and CQ Awards**

**Youth Lounge (under 12 accompanied by adult)**

**New & Used Ham Equipment Dealers**

**Main & Hourly Door Prizes**

**2 Rooms of Special Interest Forums All Day Saturday**

**Talk-in Radio Frequency 146.880 (-)**

**Tables: \$30 Regular, \$50 Premium, \$33 Electricity**  
**Drive Directly to Your Table for Setup**

**Allen County  
War Memorial Coliseum  
4000 Parnell Ave  
Fort Wayne, IN  
73,000 sq. ft. all indoors  
(Coliseum Parking \$8 per  
vehicle)**

Get the latest information at

**[www.fortwaynehamfest.com](http://www.fortwaynehamfest.com)**

**[www.facebook.com/FTWAYNEHAMFEST/](https://www.facebook.com/FTWAYNEHAMFEST/)**

**Contact (260) 579-2196 , PO Box 10342, Fort Wayne, IN 46851**



Have any radio-related gear that you don't need or that is unused? List it for sale, for trade, or for free in the August edition of the Allen County HamNews to find it a new home and to make room for new radio gear. Contact the editor with your listings by the second-to-last day of the month. See page 2 for contact information.

# Wanted



# RADIO SPORT for August

2022

**6-7  
AUG**

North American QSO Party,  
CW, 1800Z, Aug 6 to  
0559Z, Aug 7

WAE DX Contest, CW,  
0000Z, Aug 13 to 2359Z,  
Aug 14

**13-14  
AUG**

**13-14  
AUG**

SKCC Weekend  
Sprintathon, 1200Z, Aug 13  
to 2400Z, Aug 14

North American QSO Party,  
SSB, 1800Z, Aug 20 to 0559Z,  
Aug 21

**20-21  
AUG**

This information comes from the WA7BNM Contest Calendar at [contestcalendar.com](https://contestcalendar.com) and is gratefully acknowledged. It is deemed accurate as of the time of publication.

Area Nets					
Daily			Tuesday		
8:00 AM	3.535	Daily (QIN) Indiana Section CW net	7:30 PM	147.150+	21 Repeater Group Net (97.4 PL)
8:30 AM	3.912	Daily Indiana Traffic Net	8:00 PM	50.580 USB	FWRC 6-Meter SSB Net
6:00 PM	3.910	Daily Indiana Traffic Net	9:00 PM	146.940-	Allen Co. ARES Training Net (141.3 PL)
6:30 PM	146.880-	IMO (alternate is 146.760)	Wednesday		
7:00 PM	147.015+	Tri State Two Meter Net	7:00 PM	146.760-	FWRC YL Net
8:00 PM	3.535	Daily (QIN) Indiana Section CW net	8:00 PM	145.270-	Whitley Co. ARES (141.3 PL)
Week-days			8:00 PM	50.580 FM	FWRC 6-Meter FM Net
9:00 AM	3.820	Little Red Barn Net	9:00 PM	146.940-	Help and Swap Net (141.3 PL)
Sunday			Thursday		
8:00 PM	444.550+	Whitley Co. ARC Sunday Night Net (141.3 PL)	8:00 PM	D-STAR	Indiana D-STAR net (Note 3)
8:30 PM	1.965 & 146.910-	"No-Name" Net also on EchoLink Node number 519521	8:00 PM	50.580	AM 6-Meter AM Net
9:00 PM	145.53 simplex	Northeast Indiana Packet Net 1200 baud (Note 2)	8:30 PM	145.510 simplex	Allen County ARES Digital Operations Team Training Net (Note 4)
Monday			Saturday		
8:00 PM	224.780-	Fort Wayne 224 Net	8:00 PM	146.685-	Huntington ARES(141.3 PL)
1. All times local time. <b>Any changes or corrections should be submitted to the newsletter editor at drjoshlong (at) gmail.com.</b> 2. NEIPN is direct accessible via any BPQ Chat Node (or through Node hopping etc.) via other packet frequencies in this area and other areas through other nodes (it is locally direct accessible on 145.53 in NC & NE Indiana/NW Ohio and SE Michigan using KA9LCF-11, KC9VYU-11, N9LCF-11, N9PXO-11, K9BIF-11) Most BPQ Nodes use an SSID of -11. 3. Reflector REF024B. 4. Net starts using BPSK-31 and switches to BPSK-250 after roll call to pass traffic etc. NBEMS suite of software (FLDIGI, FLMSG, and FLAMP) is preferred. 5. Indiana HF Traffic Nets Web Site: <a href="http://www.inarri.org/index.php/public-service/indiana-nts">http://www.inarri.org/index.php/public-service/indiana-nts</a>					

Area Repeaters (updated as of 8/1/22)							
Frequency	Offset	Tone/Notes	Callsign	Frequency	Offset	Tone/Notes	Callsign
53.3300	-1 MHz	--	W9FEZ	442.6375	+5 MHz	MDR CC1	N9MTF
145.330	-0.6 MHz	--	W9FEZ	442.99375	+5 MHz	D-Star W9TE-B	W9TE
146.880	-0.6 MHz	--	W9INX	443.100	+5 MHz	DMR CC1	K9MMQ
147.255	+0.6 MHz	--	W9INX	443.275	+5 MHz	P25 NAC # 293	K9MMQ
146.760	-0.6 MHz	141.3	W9TE	444.250	+5 MHz	141.3	W9AVW
146.910	-0.6 MHz	--	W9TE	444.800	+5 MHz	--	W9FEZ
146.940	-0.6 MHz	141.3 FM / C4FM	W9TE	444.8750	+5 MHz	141.3	W9TE
224.780	-1.6 MHz	--	W9FEZ				



**FWRC Membership Application**

Name: \_\_\_\_\_ Call Sign: \_\_\_\_\_  
 License Class: \_\_\_\_\_  
 Street address: \_\_\_\_\_ City: \_\_\_\_\_  
 State: \_\_\_\_\_ ZIP: \_\_\_\_\_ Phone #: (\_\_\_\_\_) \_\_\_\_\_  
 Email address: \_\_\_\_\_ ARRL Member? \_\_\_\_\_  
 (ARRL membership helps the club maintain ARRL affiliation)  
 May we list your name, call & email address in our membership roster & on our club web site?

**Fort Wayne Radio Club dues:**

Regular membership	\$25.00 / year
Family membership <sup>1</sup>	\$35.00 / year
Student membership <sup>2</sup>	\$5.00 / year
Associate membership <sup>3</sup>	\$20.00 / year

(Memberships for July-December are ½ the stated amounts)

Please attach a check to this form (paying by check is strongly encouraged) made out to:  
 Fort Wayne Radio Club (check number \_\_\_\_\_) and bring to a club meeting or mail to:  
 Fort Wayne Radio Club  
 P.O. Box 15127  
 Fort Wayne, IN 46885-5127

Please list all names and calls on an attached sheet.  
 K-12 or full time student.  
 Unlicensed member.

**ACARTS Membership Application**

Name: \_\_\_\_\_ Call Sign: \_\_\_\_\_  
 License Class: \_\_\_\_\_  
 Street address: \_\_\_\_\_ City: \_\_\_\_\_  
 State: \_\_\_\_\_ ZIP: \_\_\_\_\_ Phone #: (\_\_\_\_\_) \_\_\_\_\_  
 Email address: \_\_\_\_\_ ARRL Member? \_\_\_\_\_  
 (ARRL membership helps the club maintain ARRL affiliation)  
 May we list your name, call & email address in our membership roster & on our club web site?

**ACARTS dues:**

Regular membership	\$12.00 / year
Additional family members <sup>1</sup>	\$6.00 / year
Student membership <sup>2</sup>	\$6.00 / year
Associate membership <sup>3</sup>	\$6.00 / year

(New regular memberships are \$1.00/month)

Please attach a check to this form (paying by check is strongly encouraged) made out to:  
 Allen County Amateur Radio Technical Society (check number \_\_\_\_\_) and bring to a club meeting or mail to:  
 A.C.A.R.T.S.  
 P.O. Box 10342  
 Fort Wayne, IN

Please list all names and calls on an attached sheet.  
 K-12 or full time student.  
 Unlicensed member.